




USER GUIDE

GM Secure Underseat Storage
OPS-US-GM-1500



PREFACE

The Secure Underseat Storage has been designed specifically for GMC Sierra 1500, Crew cab, 5th generation pickups and Chevy Silverado 1500, Crew cab, 4th generation pickups. Optimized for space, this is a perfect choice for storing valuables and arms. The twin-lid box has a unique latch system which makes it ideal for one-hand operation.

Corrections or recommendations for improvement of this manual should be addressed to:

EZ STAK INC.

20400 Old Rome State Road

Watertown, NY 13601

P: 315.595.3300

E: info@ezstak.com

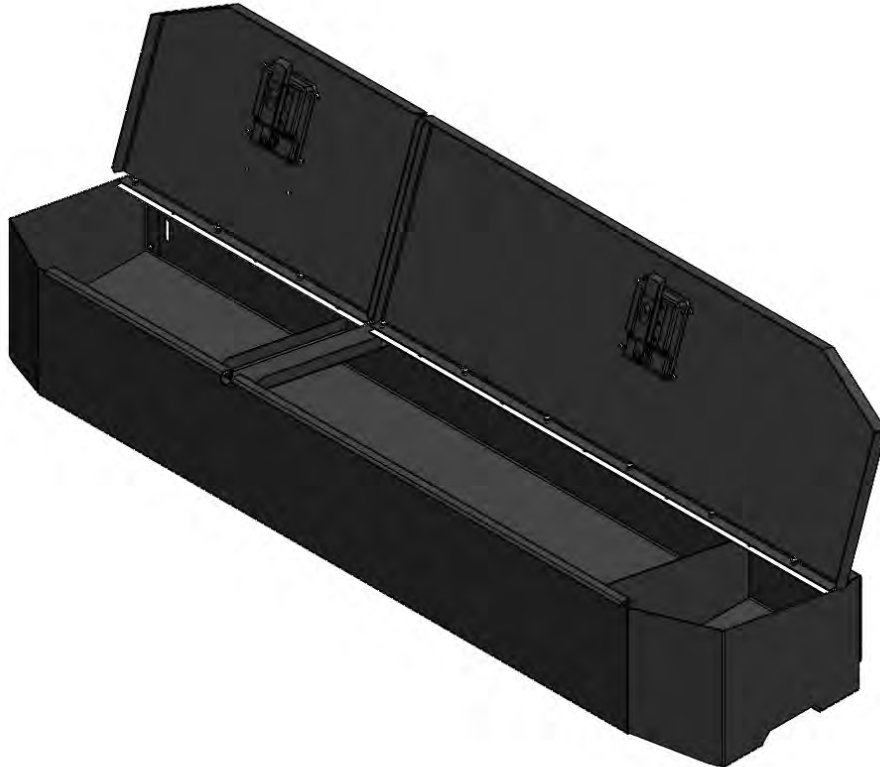


Table of Contents

Before you get started	1
General Information, Caution and Warnings:	1
Tools, PPE, and Fasteners required:	1
Inside the box:.....	1
Know your product	2
Secure Underseat Storage features:.....	2
Installation Instructions	3
Operation Instructions.....	7
Maintenance Instructions	8
Warranty	8
Warranty Guidelines:	8
Disclaimer:	9

Before you get started

General Information, Caution and Warnings:

- To reduce the risk of injury, read and heed all warnings and instructions.
- Always use safety precautions, maintain a clean, well-organized workspace.
- Use personal protective equipment while unpacking, installing, operating & maintaining the product.
- The product weighs approximately 47lb (22 Kg) and its overall dimensions are 53" L X 13" W X 9.6" H approximately.
- If you are unsure at any point during your interaction with the product, contact EZ STAK INC. customer care at the contact details provided in this document.

Tools, PPE, and Fasteners required:

- Ratchet/ Socket set, with extension.
- Combination Wrench set.
- Safety gloves
- Safety shoes
- All the required fasteners are in the install kit provided with the product.

Note: PPE mentioned above are the minimum requirement, customers are advised to use proper PPE as they believe are required for Installation, Operation and Maintenance of this product.

Inside the box:

- Secure Underseat Storage box, Qty-1
- Keys for locks on both the lids.
- Install kit
- User Guide

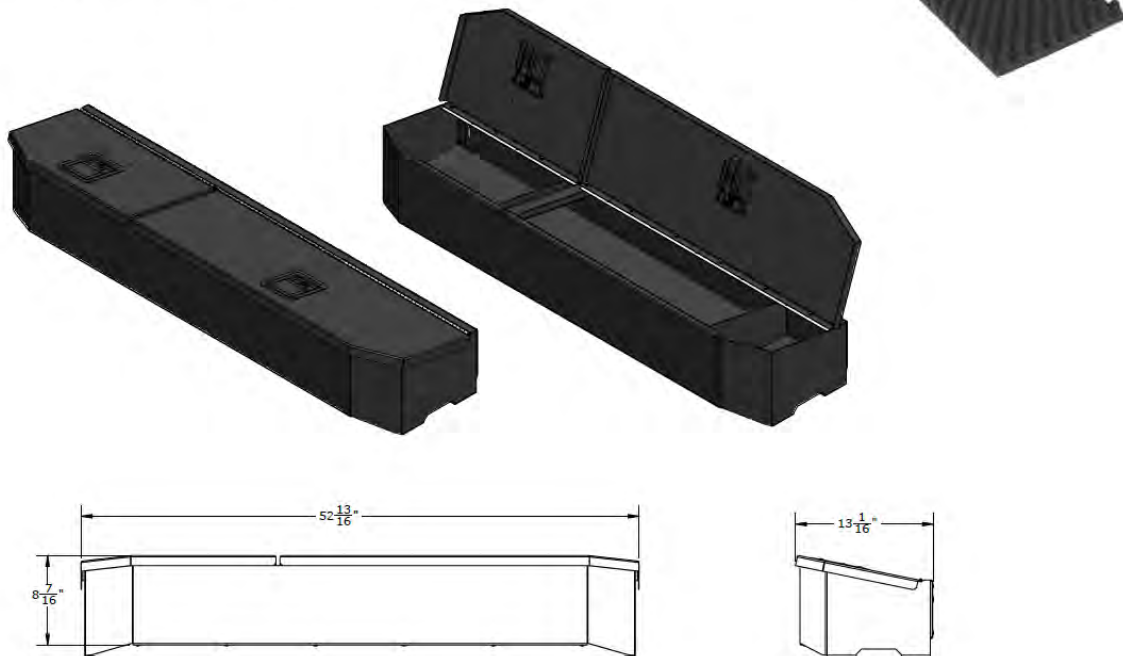
Know your product

Secure Underseat Storage features:

- Discreet and Secure
- Dual Lid Operation makes it accessible from both sides.
- Made of Steel with Black Powder Coat
- Volume ~ 4000 cubic inches
- Dimensions: 53" Long X 13" Wide X 9.6" High approx.
- A small storage on driver side & a big storage for bigger valuables like Guns, Laptops etc.
- One hand operation with Slam closed latches.
- No Drill and Quick installation.
- Maintenance free Product.

NOTES:

1. CARBON STEEL CONSTRUCTION, FULLY POWDER COATED
2. STURDY PADDLE LATCHES SUITABLE FOR ONE HAND OPERATION
3. CONVOLUTED FOAM INSIDE.



Installation Instructions

1. Unpack your product to find “Inside the box” items



2. Remove the shroud and place the box inside after lifting the 2nd row seats of your pickup.





3. Install the brackets first and do not tighten them fully. Position the box in such a way that holes in the box are aligned with holes in brackets and put fasteners provided with the box. Leave the fasteners loose.



4. Now, position the box properly so that lids do not rub the seats on the other side while opening/ closing.



5. Tighten all the fasteners now.



Operation Instructions

1. The box is ideal for one-hand operation
2. Unlock the latch on your side, lift the paddle on the latch upward to open the lid. Lid can rest well onto the seat, so feel free to work in the box when lid is resting on the seat.



3. While closing the lid, stay clear of the box and with one hand gently leave the lid towards the box and it will slam close itself. Lock the latches and move on.

Be cautious while closing the lid, operate with just one hand while keeping the other hand clear.

Maintenance Instructions

1. Your product is maintenance free, however cleaning the product regularly will maintain your great experience with the product.
2. Clean the convoluted foam placed at the bottom of the box periodically to avoid bad smell.

Warranty

Warranty Guidelines:

Limited Lifetime Warranty

Congratulations on your purchase with EZ STAK! For over 20 years, EZ STAK has been the industry leader in mobile space systems. Today we continue to maintain our excellent reputation because we only ship products that meet our strict standards for workmanship and quality. That means that we still make our products in North America and will never compromise our standards for quality. As a result, we feel fully confident in offering our customers a limited lifetime warranty on our products.

What the Warranty Covers

EZ STAK products are warrantied to the original owner against defects in manufacturing, materials and workmanship for the lifetime of the product. If a product fails due to a defect, we will provide replacement parts, repair, or replace it, at our discretion.

Period of Coverage

EZ STAK products are warrantied for the lifetime of the product under the original owner: from the purchase date until the day they are taken out of service. For as long as you own the EZ STAK product, it is covered by our warranty.

What the Warranty Does Not Cover

This warranty does not cover damage caused by accident, alteration, improper care, improper installation, negligence, misuse, abuse, corrosion, normal wear and tear of moving parts, or the natural fading of colors over extended time and use. This warranty does not cover transportation to the dealer or manufacturer to get warranty service, loss of time, loss of use, or other incidental damages. This warranty does not cover consequential damages (the cost of repairing or replacing other property which is damaged if this product does not work properly). Items not manufactured by EZ STAK, such as slides and locking mechanisms, are covered for a period of one year from the date of the original purchase.

The warranty also does not cover any damage caused directly or indirectly by such events as accidents, civil commotions, fires, floods, earthquakes, hurricanes, tornadoes, or any other natural disasters.

Please feel free to reach out to us for any query at:

EZ STAK INC.
20400 Old Rome State Road
Watertown, NY 13601
P: 315.595.3300
E: info@ezstak.com

Thank You

You can also download soft copy of this User Guide online
<https://ezstak.com/install-instructions/>

Disclaimer:

The information contained in this document are based on our general experience and are believed to be correct. They are given in good faith and are intended to provide a guideline for the use of our product. Since the conditions under which our products may be used are beyond our control, this information does not imply any guarantee of final product performance/ behavior and we cannot accept any liability with respect to the use of our products.